

Blue Star® 185

Gas Engine-Driven
Welder/AC Generator 

Quick Specs

Industrial Applications

Maintenance and repair
Farm/ranch applications
Construction
Stand-alone generator
Service trucks

Processes

Stick (SMAW)
DC TIG (GTAW)
Air plasma cutting and gouging
with optional Spectrum® models

Output Range 60–195 A

Generator Power Output Rated at 104°F (40°C)

6,500 watts peak,
6,200 watts continuous

**Accu-Rated™ – Not Inflated
Generator Power**

Net Weight 296 lb. (134 kg)

Reliable Blue Star engine drive is the standard for portable welder/generators.

Large 6.25-gallon fuel capacity leads its class. Longer run time for welder or generator usage. See page 2 for fuel consumption data.

Standard electric start for easy engine start-up.

Standard auto idle. Idles engine while not in use. Reduces fuel consumption and noise.

Engine controls on front panel for engine switch, idle control and choke cable.

Hour meter provides easy tracking of run hours for maintenance intervals.

Compact and portable, its small footprint uses little truck space. Optional running gear also makes the Blue Star one-man portable.



Class-leading 6,500-watt peak power of regulated power to extend power tool life.

Accu-Rated™ peak generator power is usable for maximum generator loads such as plasma cutting, Millermatic® MIG welders and motor starting.

Single-range amperage control makes setting amperage levels easy.

Quick-reference parameter chart provides convenient amperage setting guidance.

120-volt GFCI and 240-volt receptacles provide power for jobsite tools. Receptacles are circuit-breaker protected.

Receptacle covers improve reliability by protecting receptacles from debris.

Reliable air-cooled OHV engine ensures consistent engine performance.



Welder/generator is warranted for three years, parts and labor.
Engine is warranted separately by the engine manufacturer.



Miller Electric Mfg. LLC
An ITW Welding Company
1635 West Spencer Street
P.O. Box 1079
Appleton, WI 54912-1079 USA

Equipment Sales US and Canada
Phone: 866-931-9730
FAX: 800-637-2315
International Phone: 920-735-4554
International FAX: 920-735-4125

MillerWelds.com



Specifications (Subject to change without notice.)



Welding Mode	Welding Process	Amperage Range	Rated Weld Output at 104°F (40°C)*	Single-Phase Generator Power	Dimensions	Net Weight (without fuel)
CC/DC	DC stick/TIG	60–195 A	185 A at 25 V, 20% duty cycle 150 A at 25 V, 100% duty cycle	Peak: 6,500 watts Continuous: 6,200 watts 120/240 VAC, 40/26 A	H: 24.75 in. (629 mm) W: 20.625 in. (524 mm) D: 31.25 in. (794 mm)	296 lb. (134 kg)

*Rated at sea level.



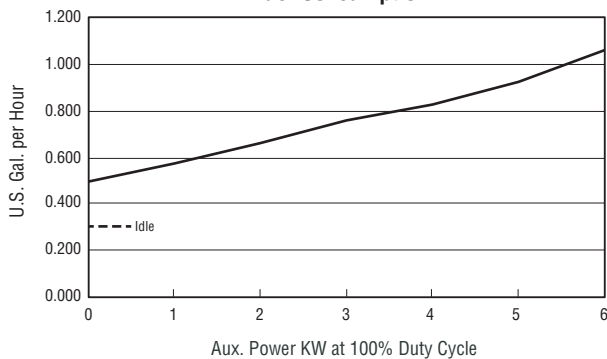
Certified by Canadian Standards Association to both the Canadian and U.S. Standards.

Engine Specifications (Engines warranted separately by the engine manufacturer.)

Engine Brand and Warranty	Horsepower (HP)	Type	Engine Speeds	Fuel Capacity	Oil Capacity	Standard Shutdowns
Kohler CH440, 3-year warranty	13.4 hp at 3600 rpm	One-cylinder, four-cycle overhead valve, industrial air-cooled, gasoline	3,750 rpm (2,500 rpm at idle)	6.25 gal. (23.7 L)	1.4 qt. (1.3 L)	Low oil level

Performance Data

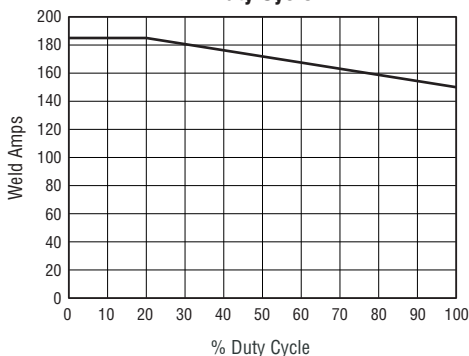
Fuel Consumption



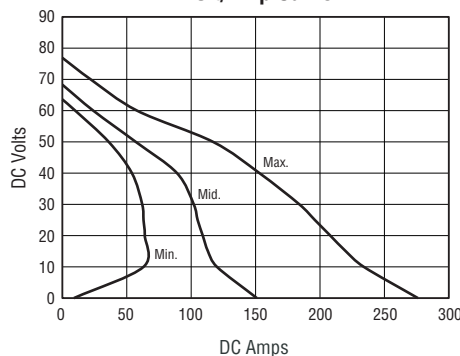
Fuel Consumption Data

- 6.25-gallon fuel capacity.
- Under a continuous load of 3,000 watts of generator power, the Blue Star 185 will run for about 7.5 hours.
- Welding at 130 amps (at 30 percent duty cycle), the Blue Star 185 will run for about 12.8 hours of operation.

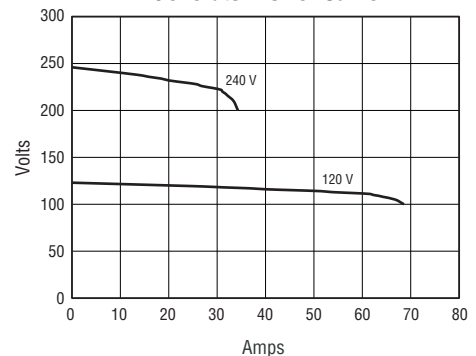
Duty Cycle



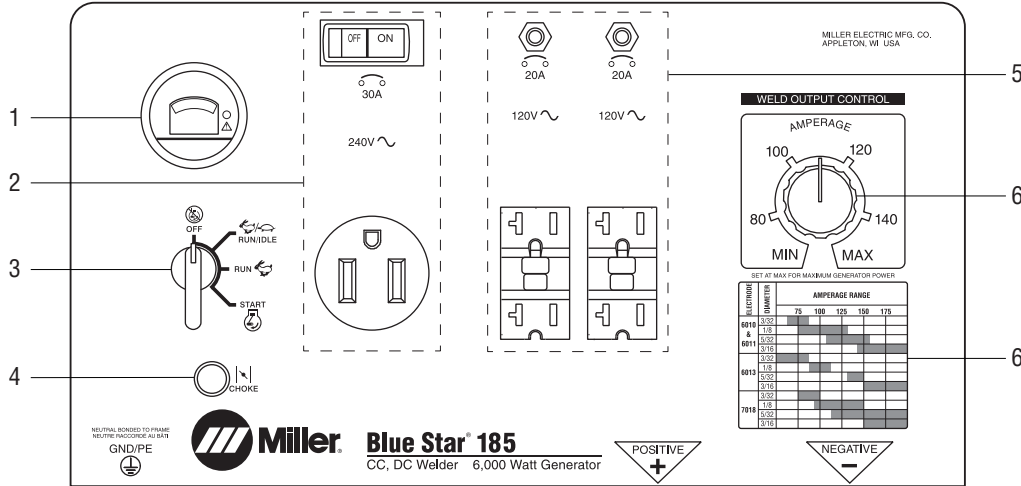
Volt/Amp Curve



Generator Power Curve



Control Panel



1. Engine Hour Meter
2. 240 V Receptacle with Circuit Breaker
3. Engine Control Switch with Auto Idle
4. Choke Cable
5. 120 V GFCI Receptacles with Circuit Breakers
5. Single-Range Amperage Control
6. Quick-Reference Parameter Chart

Power Usage Guide

The power generator is designed to provide **strong power** while keeping the voltage within 10 percent of 120/240 V. 120/240 V \pm 10 percent is the range where tools and motors are designed to operate. **This increases tool/motor performance and tool/motor life.**

Typical Contractor Tools

Tool	Starting Watts	Running Watts
Hand Drill		
1/4 inch	350	350
1/2 inch	600	600
Circular Saw		
6-1/2 inch	500	500
8-1/4 inch	1,400	1,400
Table Saw (10 inch)	6,300	1,800
Band Saw (14 inch)	2,500	1,100
Air Compressor		
1/2 hp	3,000	1,000
1-1/2 hp	8,200	2,200
Electric Chain Saw		
1/2 hp, 12 inch	1,100	1,100
2 hp, 14 inch	1,100	1,100
Flood Lights		
HID	125	100
Metal halide	313	250
Mercury	1,000	—
Vapor	1,250	1,000
Submersible Pump (400 gph)	600	200
Centrifugal Pump (900 gph)	900	500
High Pressure Washer		
1/2 hp	3,150	950
1 hp	6,100	1,600
Wet and Dry Vac (1.7 hp)	900	900

Typical Farm Equipment

Machine	Starting Watts	Running Watts
Portable Conveyor (1/2 hp)	3,400	1,000
Farm Duty Motors (e.g. conveyors, feed augers air compressors)		
1/3 hp	1,720	720
1-1/2 hp	8,200	2,200
Washer (2 gal./min.)		
550 psi	4,500	1,400
700 psi	6,100	1,600

Typical Industrial Motors

Motor	Starting Watts	Running Watts
Split Phase		
1/8 hp	800	300
1/2 hp	3,175	875
Capacitor Start — Induction Run		
1/3 hp	2,020	720
1-1/2 hp	8,200	2,200
Capacitor Start — Capacitor Run		
1-1/2 hp	8,100	2,000
Fan		
1/8 hp	1,000	400
1/2 hp	3,500	1,100

Typical Household

Appliance	Starting Watts	Running Watts
Dishwasher		
Cool dry	1,400	700
Hot dry	1,400	1,450
Electric Range		
6-inch element	0	1,500
8-inch element	0	2,100
Microwave Oven (625 watts)	800	625
Refrigerator or Freezer	2,200	700
Automatic Washer	2,300	1,150
Clothes Dryer		
Gas	1,800	700
Electric	1,800	5,750
Garage Door Opener		
1/4 hp	1,100	550
1/2 hp	1,400	725
Furnace Fan (gas/fuel oil)		
1/8 hp	500	300
1/6 hp	750	500
1/4 hp	1,000	600
1/3 hp	1,400	700
1/2 hp	2,350	875
Lights	0	As indicated
Radio	0	50–200
Well Pump		
1/3 hp	1,400	750
1/2 hp	2,100	1,000
Sump Pump		
1/3 hp	1,300	800
1/2 hp	2,150	1,050
Central Air Conditioner		
10,000 Btu	2,200	1,500
20,000 Btu	3,300	2,500
24,000 Btu	4,950	3,800
32,000 Btu	6,500	5,000
40,000 Btu	7,800	6,000

Genuine Miller® Accessories



Running Gear 301246

Compact, balanced, lightweight, wheel-barrow-style running gear designed for easy on-site mobility.



Lifting Eye 195353

Secure lift point when picking up machine.

Protective Cover 301245

Blue with logo. Attractive, mildew-resistant, odor-free, water-resistant cover protects your machine's finish.

Spark Arrestor Kit 301244

Mandatory when operating on California grasslands, brush, or forest-covered land, and all national forests. For other areas, check your state and local laws.

Weld Cables 300836

Consists of 50-foot (15.2 m), No. 2 electrode cable with insulated electrode holder and lug, and 50-foot (15.2 m) No. 2 work cable with clamp and lug.



Spectrum® 375 X-TREME™ 907529

See literature PC/9.2. Comes complete with protective X-CASE™ (not shown).

Order the following from Miller Service Parts.

Remote Oil Drain Kit 224831

Quick connect for easy engine maintenance.

Receptacle Kit 088297

6-foot cord with NEMA 6-50P plug to adapt to any 240 V application.

240 V Electrical Plug 213380

For use with 240 V receptacle.

Engine Tune-Up Kit 268469

Field For Kohler CH440. Includes spark plug and engine air filter.

Ordering Information

Equipment	Stock No.	Description	Qty.	Price
Blue Star® 185	907664	Kohler engine, with 120 V GFCI receptacles		
Accessories				
Running Gear	301246	Balanced running gear for easy transport		
Lifting Eye	195353	Provides safe and secure lifting of machine		
Protective Cover	301245	Blue with logo		
Spark Arrestor Kit	301244			
Remote Oil Drain Kit	224831	Quick connect for easy engine maintenance. <i>Order from Miller Service Parts</i>		
Receptacle Kit	088297	6 ft. cord with 240 V plug. <i>Order from Miller Service Parts</i>		
240 V Electrical Plug	213380	For use with 240 V receptacle. <i>Order from Miller Service Parts</i>		
Engine Tune-Up Kit	268469	Includes spark plug and engine air filter. <i>Order from Miller Service Parts</i>		
Stick Accessories				
Weld Cables	300836	Includes 50 ft. No. 2 electrical cable and holder, 50 ft. work cable with clamp and lug		
Plasma Accessories				
Spectrum® 375 X-TREME™	907529	120–240 V, 12 ft. torch. See literature PC/9.2		

Date:

Total Quoted Price:

Distributed by:

